

Example of Possible Combinations versus Criteria Matching Combinations

Using Every LE in our dataset and creating every combination of 3 LE's that are within 365 days (1 year) of each other

Redacted SSN	Fasano Mean Le	Equivalent Mort Mult	Fasano UW Date	21st Mean LE	Equivalent Mort Mult	21st UW Date	AVS Mean LE	Equivalent Mort Mult	AVS UW Date	Days in Range
xxx-yy-z829	113	120%	1/26/2007	85	197%	5/2/2007	117	112%	1/25/2007	97
xxx-yy-z829	113	120%	1/26/2007	85	197%	5/2/2007	111	124%	5/2/2007	96
xxx-yy-z829	111	124%	10/5/2007	85	197%	5/2/2007	117	112%	1/25/2007	253
xxx-yy-z829	111	124%	10/5/2007	85	197%	5/2/2007	111	124%	5/2/2007	156
xxx-yy-z829	111	124%	10/5/2007	85	197%	5/2/2007	93	150%	4/29/2008	363
xxx-yy-z829	111	124%	10/5/2007	80	193%	5/15/2008	93	150%	4/29/2008	223
xxx-yy-z829	130	82%	6/24/2008	80	193%	5/15/2008	93	150%	4/29/2008	56
xxx-yy-z829	130	82%	6/24/2008	80	193%	5/15/2008	96	131%	12/8/2008	207
xxx-yy-z829	130	82%	6/24/2008	107	108%	11/30/2008	93	150%	4/29/2008	215
xxx-yy-z829	130	82%	6/24/2008	107	108%	11/30/2008	96	131%	12/8/2008	167
xxx-yy-z829	119	89%	12/5/2008	80	193%	5/15/2008	93	150%	4/29/2008	220
xxx-yy-z829	119	89%	12/5/2008	80	193%	5/15/2008	96	131%	12/8/2008	207
xxx-yy-z829	119	89%	12/5/2008	107	108%	11/30/2008	93	150%	4/29/2008	220
xxx-yy-z829	119	89%	12/5/2008	107	108%	11/30/2008	96	131%	12/8/2008	8
xxx-yy-z829	119	89%	12/19/2008	80	193%	5/15/2008	93	150%	4/29/2008	234
xxx-yy-z829	119	89%	12/19/2008	80	193%	5/15/2008	96	131%	12/8/2008	218
xxx-yy-z829	119	89%	12/19/2008	107	108%	11/30/2008	93	150%	4/29/2008	234
xxx-yy-z829	119	89%	12/19/2008	107	108%	11/30/2008	96	131%	12/8/2008	19
xxx-yy-z829	115	83%	9/18/2009	107	108%	11/30/2008	96	131%	12/8/2008	292
xxx-yy-z829	115	83%	9/18/2009	74	154%	1/25/2010	84	126%	3/29/2010	192
xxx-yy-z829	108	83%	6/4/2010	74	154%	1/25/2010	84	126%	3/29/2010	130
xxx-yy-z829	98	98%	11/17/2010	74	154%	1/25/2010	84	126%	3/29/2010	296

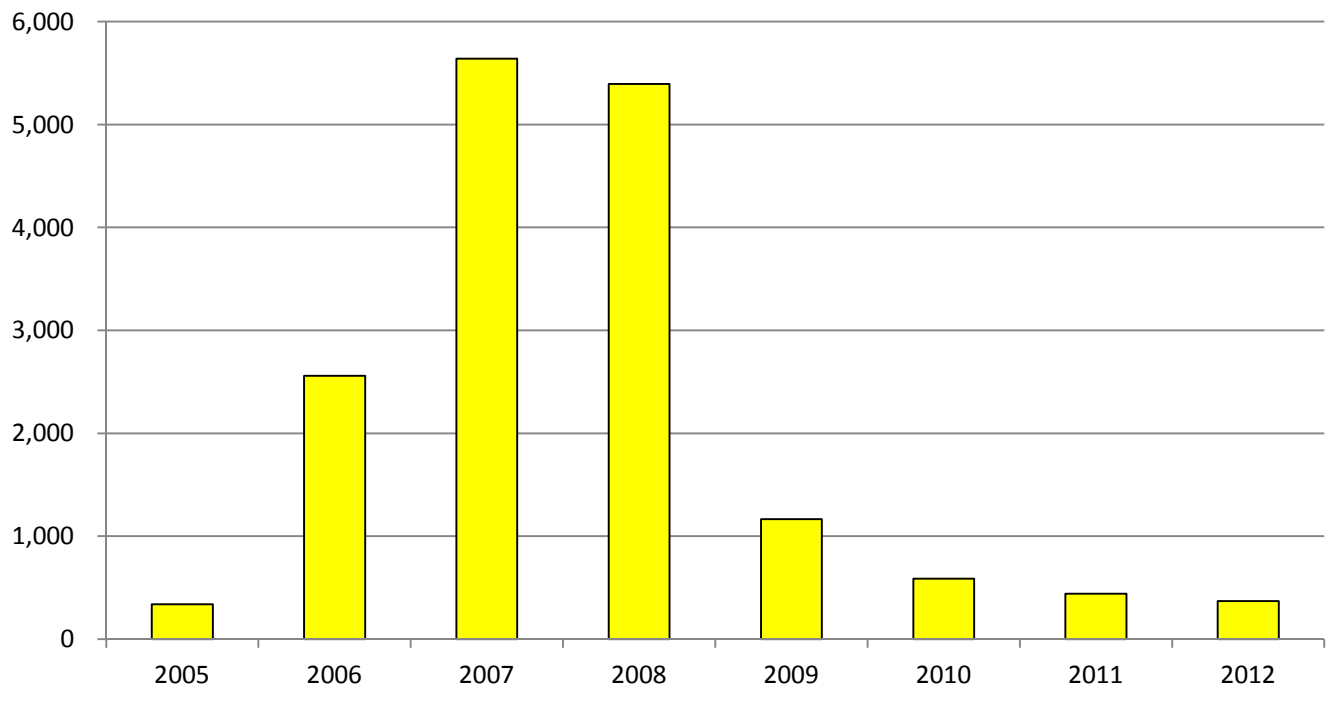
Using Every LE in our dataset and creating every combination of 3 LE's that are within 182 days (6 months) of each other

Redacted SSN	Fasano Mean Le	Equivalent Mort Mult	Fasano UW Date	21st Mean LE	Equivalent Mort Mult	21st UW Date	AVS Mean LE	Equivalent Mort Mult	AVS UW Date	Days in Range
xxx-yy-z829	113	120%	1/26/2007	85	197%	5/2/2007	117	112%	1/25/2007	97
xxx-yy-z829	113	120%	1/26/2007	85	197%	5/2/2007	111	124%	5/2/2007	96
xxx-yy-z829	111	124%	10/5/2007	85	197%	5/2/2007	111	124%	5/2/2007	156
xxx-yy-z829	130	82%	6/24/2008	80	193%	5/15/2008	93	150%	4/29/2008	56
xxx-yy-z829	130	82%	6/24/2008	107	108%	11/30/2008	96	131%	12/8/2008	167
xxx-yy-z829	119	89%	12/5/2008	107	108%	11/30/2008	96	131%	12/8/2008	8
xxx-yy-z829	119	89%	12/19/2008	107	108%	11/30/2008	96	131%	12/8/2008	19
xxx-yy-z829	108	83%	6/4/2010	74	154%	1/25/2010	84	126%	3/29/2010	130

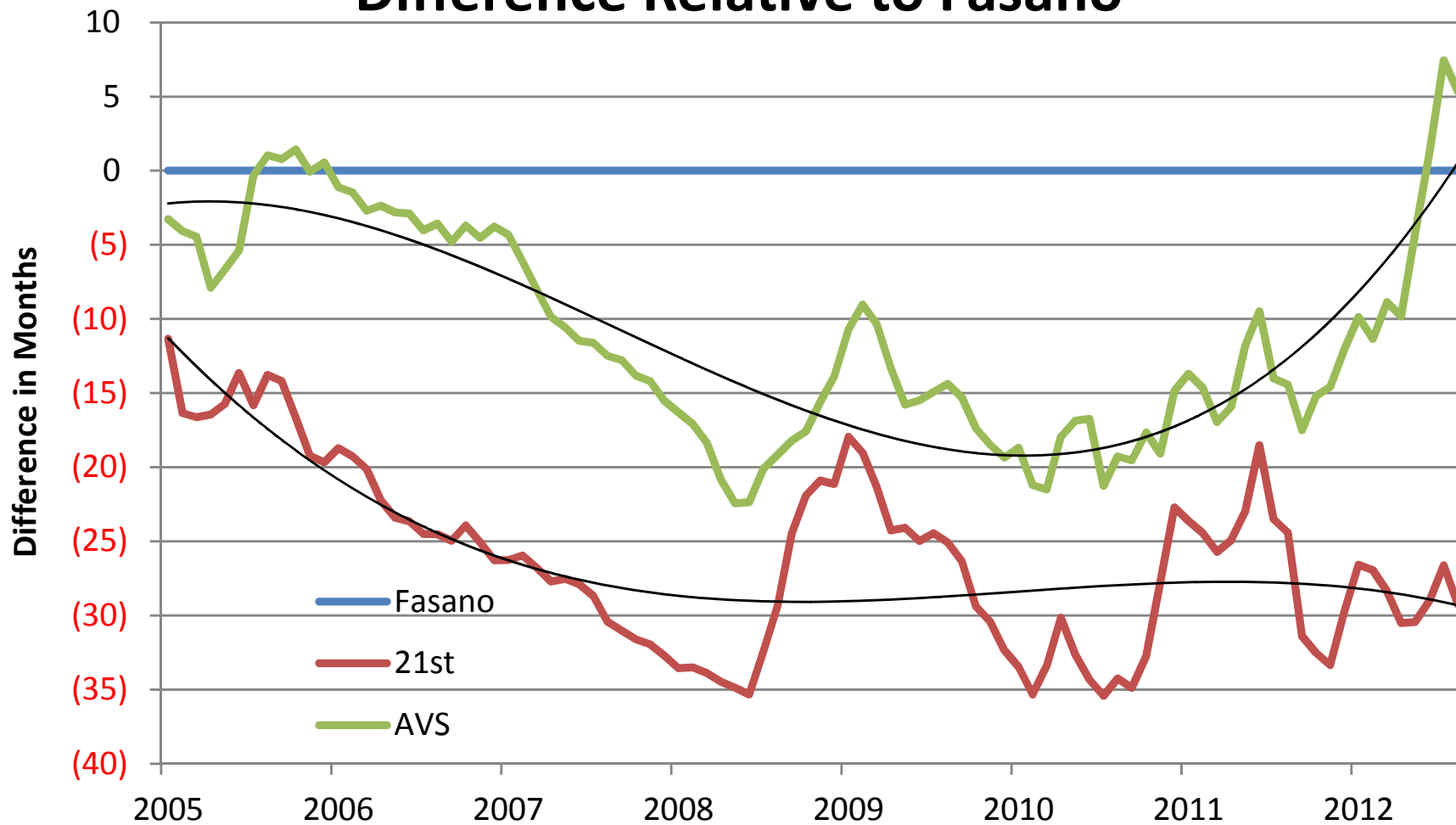
Combinations of 3 LE's by Calendar Year

	Fasano	21st	AVS
2005	344	346	330
2006	2,560	2,550	2,565
2007	5,558	5,803	5,553
2008	5,519	5,211	5,452
2009	1,116	1,186	1,198
2010	580	598	583
2011	436	444	445
2012	381	358	368
	16,496	16,496	16,496

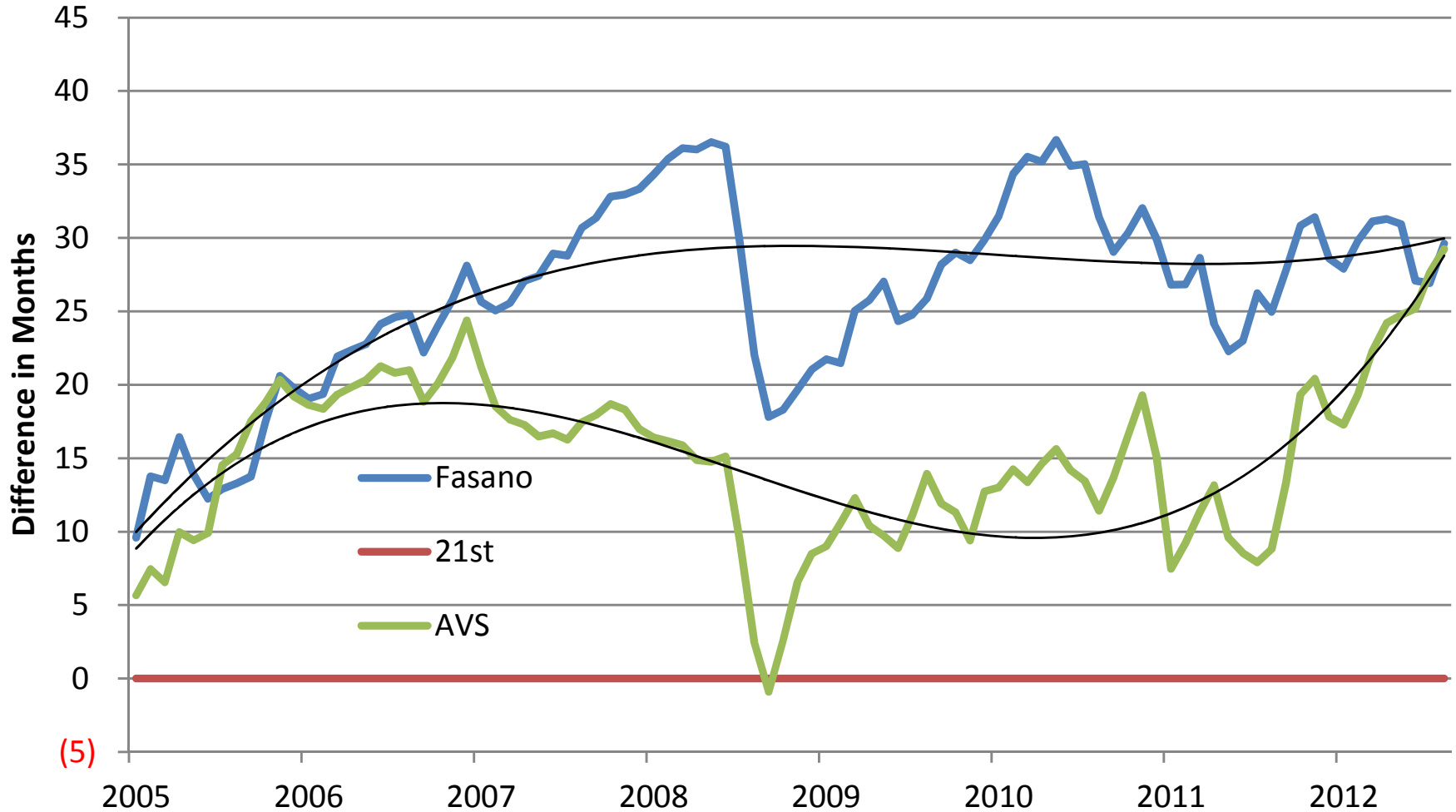
Average Number of LE's By Year



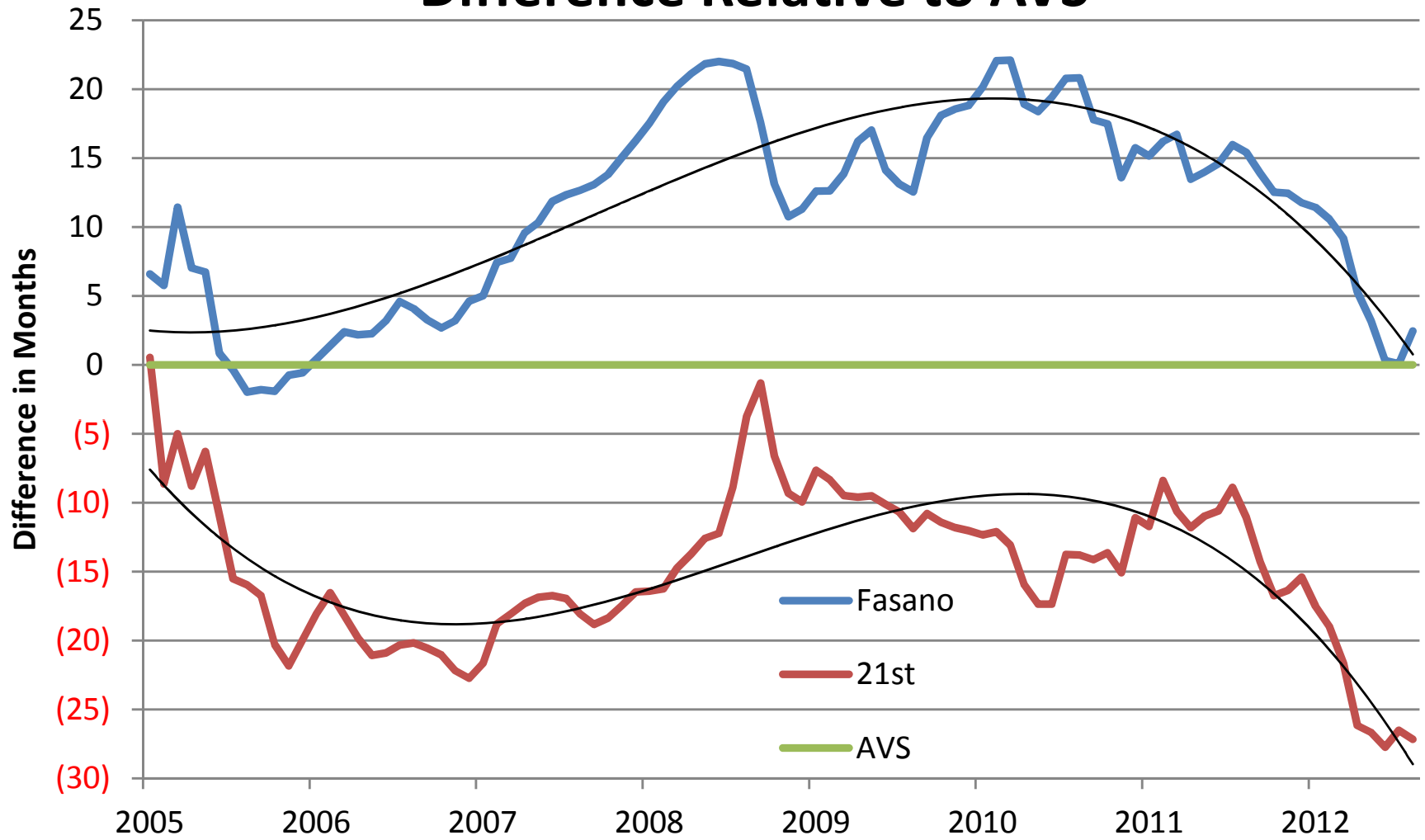
3 Month Rolling Average, Difference Relative to Fasano



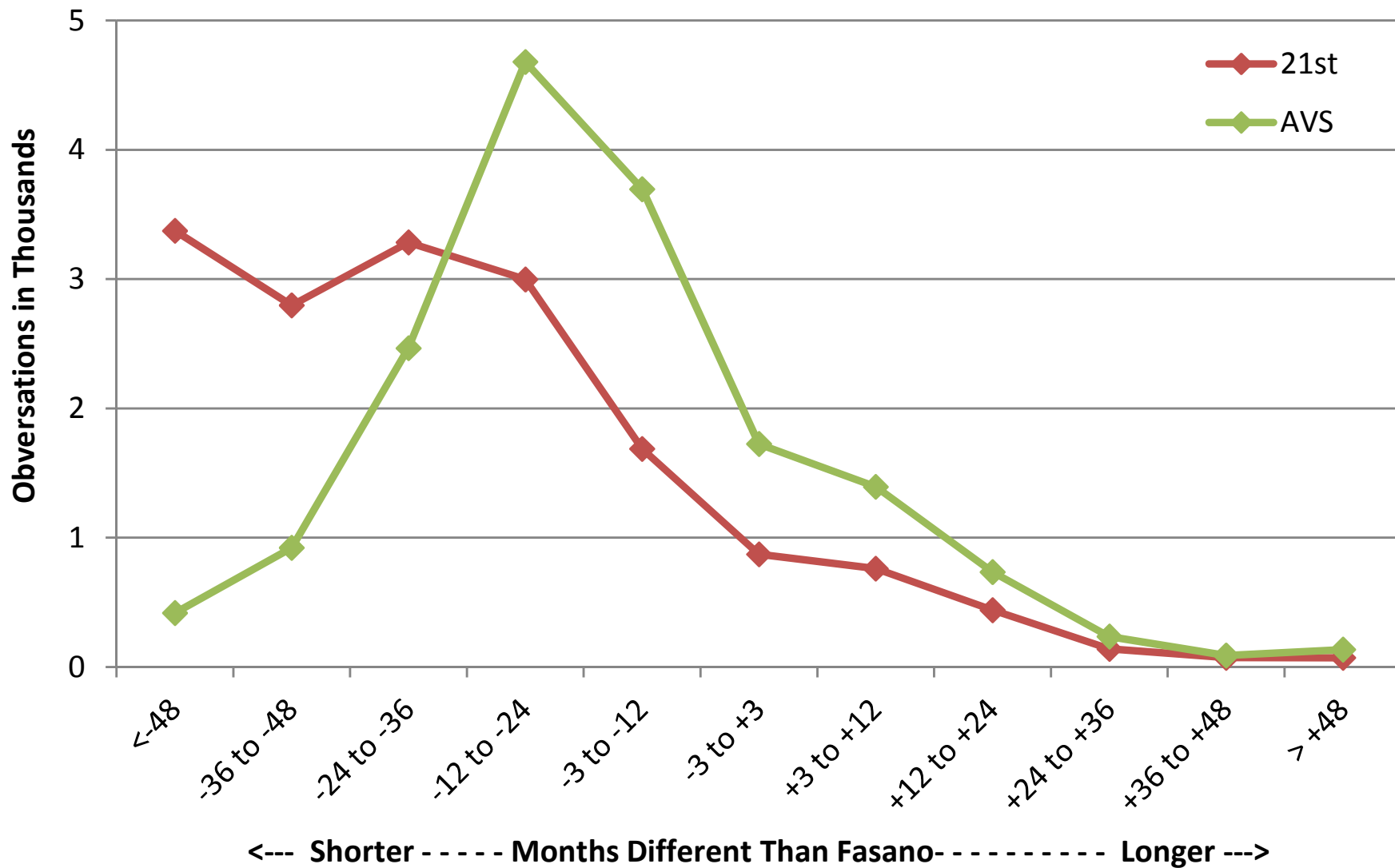
3 Month Rolling Average, Difference Relative to 21st



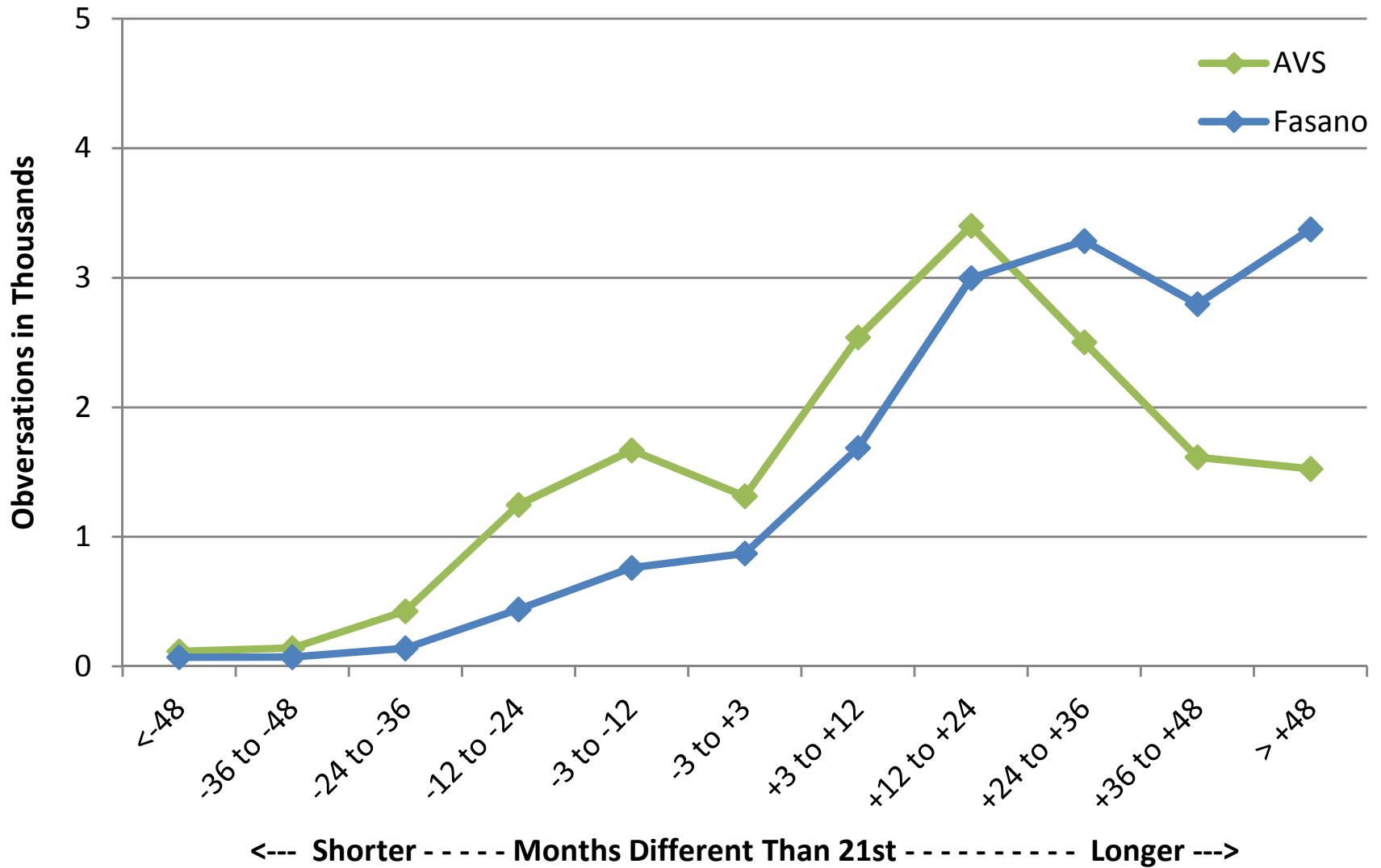
3 Month Rolling Average, Difference Relative to AVS



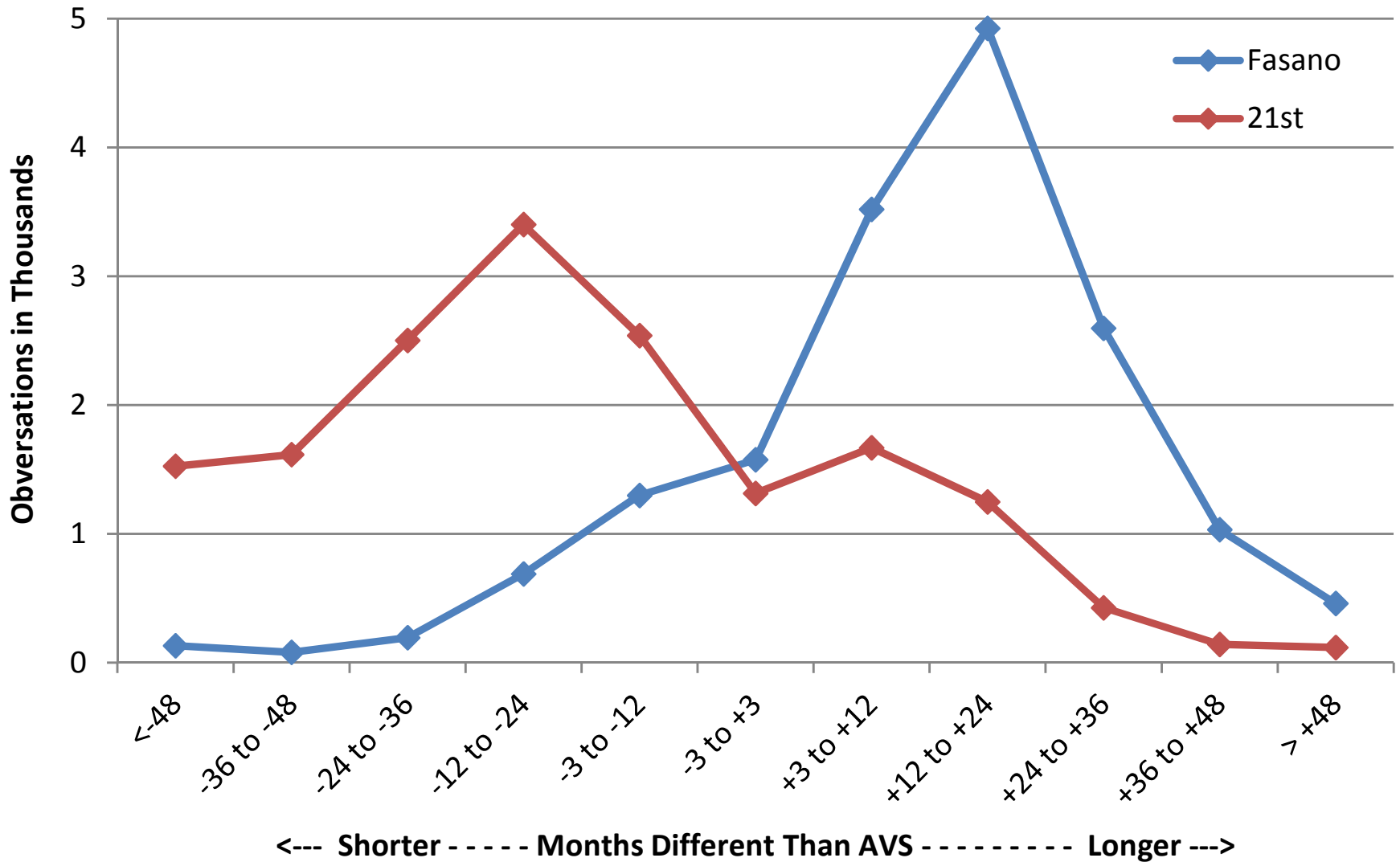
21st and AVS Relative to Fasano



AVS and Fasano Relative to 21st



Fasano and 21st Relative to AVS



21st and AVS v Fasano

